

CONTENTS

Cited in: BIOSIS/Biological Abstracts; CAB Abstracts; Chemical Abstracts Services; Current Contents (Life Sciences); EMBASE/Excerpta Medica; International Pharmaceutical Abstracts; PUBMED/MEDLINE/Index Medicus; Polymer Contents; Science Citation Index. Also covered in the abstract and citation database Scopus®. Full text available in ScienceDirect®

COVER STORY

258-258

Triggered delivery of sequestered siRNA to the heart

Kinam Park

Purdue University, Biomedical Engineering and Pharmaceutics, West Lafayette, IN 47907, USA

REVIEWS

56-66

Combinatory therapy adopting nanoparticle-based cancer vaccination with immune checkpoint blockade for treatment of post-surgical tumor recurrences

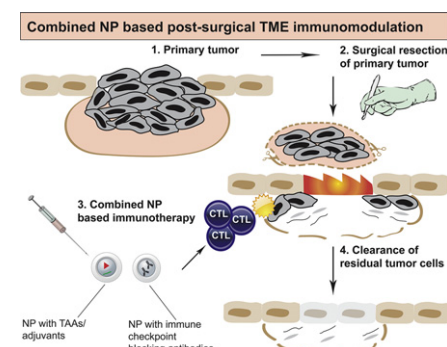
Chih Kit Chung<sup>a,d</sup>, C.G. Da Silva<sup>a</sup>, Dana Kralisch<sup>d</sup>, Alan Chan<sup>a,b</sup>, Ferry Ossendorp<sup>c</sup>, Luis J. Cruz<sup>a</sup>

<sup>a</sup>Department of Radiology, Division Translational Nanobiomaterials and Imaging, Leiden University Medical Center, Leiden, The Netherlands

<sup>b</sup>Percuro B.V., Zernikedreef 8, 2333 CL Leiden, The Netherlands

<sup>c</sup>Department of Immunohematology and Bloodtransfusion, Leiden University Medical Center, Leiden, The Netherlands

<sup>d</sup>JeNaCell GmbH, Winzerlaer Straße 2, 07745 Jena, Germany



81-95

Potential use of polymers and their complexes as media for storage and delivery of fragrances

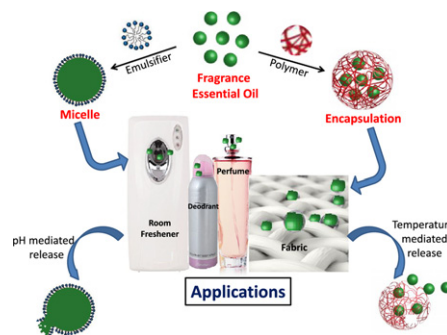
Rajnish Kaur<sup>a</sup>, Deepak Kukkar<sup>b</sup>, Sanjeev K. Bhardwaj<sup>c</sup>, Ki-Hyun Kim<sup>d</sup>, Akash Deep<sup>c</sup>

<sup>a</sup>Department of Physics, Panjab University, Sector 14, Chandigarh 160014, India

<sup>b</sup>Department of Nanotechnology, Sri Guru Granth Sahib World University, Fatehgarh Sahib, Punjab 140406, India

<sup>c</sup>Central Scientific Instruments Organization (CSIR-CSIO), Sector 30 C, Chandigarh 160030, India

<sup>d</sup>Department of Civil and Environmental Engineering, Hanyang University, Seoul 04763, Republic of Korea



(Contents continued at inside back cover)

Additional material available online.




0168-3659(20180910)285:C;1-B

Available online at www.sciencedirect.com

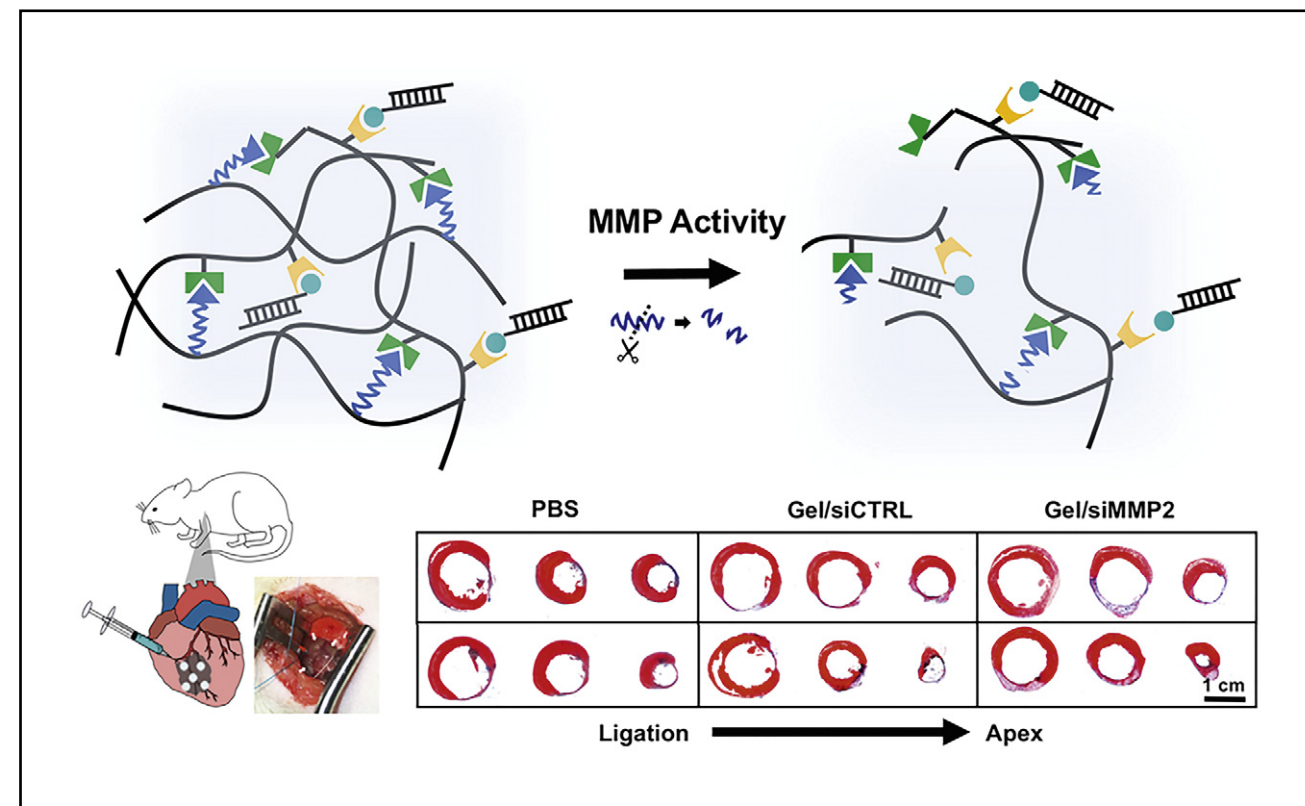
ScienceDirect

05054



# journal of controlled release

OFFICIAL JOURNAL OF THE CONTROLLED RELEASE SOCIETY AND THE JAPANESE SOCIETY OF DRUG DELIVERY SYSTEM



COVER STORY

Triggered delivery of sequestered siRNA to the heart

The *Journal of Controlled Release* (JCR) publishes high-quality research articles in the broad field of delivery science and technology. This includes drug delivery systems and all aspects of formulations, such as physicochemical and biological properties of drugs, design and characterization of dosage forms, release mechanisms, *in vivo* testing, and formulation research and development in the disciplines of pharmaceutical, diagnostic, agricultural, environmental, cosmetic, and food industries. Manuscripts that advance fundamental understanding of principles and/or demonstrate advantages of novel technologies in safety and efficacy over current clinical standards will be given priority. Each issue has the cover story highlighting the significance of a selected article published in the issue. At the end of each quarter, the JCR editors select "The Editors' Choice" from the published research articles.

© 2018 Elsevier B.V. All rights reserved.

This journal and the individual contributions contained in it are protected under copyright by Elsevier B.V., and the following terms and conditions apply to their use:

#### Photocopying

Single photocopies of single articles may be made for personal use as allowed by national copyright laws. Permission of the Publisher and payment of a fee is required for all other photocopying, including multiple or systematic copying, copying for advertising or promotional purposes, resale, and all forms of document delivery. Special rates are available for educational institutions that wish to make photocopies for non-profit educational classroom use.

For information on how to seek permission visit [www.elsevier.com/permissions](http://www.elsevier.com/permissions) or call (+44) 1865 843830 (UK) / (+1) 215 239 3804 (USA).

#### Derivative Works

Subscribers may reproduce tables of contents or prepare lists of articles including abstracts for internal circulation within their institutions. Permission of the Publisher is required for resale or distribution outside the institution.

Permission of the Publisher is required for all other derivative works, including compilations and translations (please consult [www.elsevier.com/permissions](http://www.elsevier.com/permissions)).

#### Electronic Storage or Usage

Permission of the Publisher is required to store or use electronically any material contained in this journal, including any article or part of an article (please consult [www.elsevier.com/permissions](http://www.elsevier.com/permissions)).

Except as outlined above, no part of this publication may be reproduced, stored in a retrieval system or transmitted in any form or by any means, electronic, mechanical, photocopying, recording or otherwise, without prior written permission of the Publisher.

#### Author inquiries

You can track your submitted article at <http://www.elsevier.com/track-submission>. You can track your accepted article at <http://www.elsevier.com/trackarticle>. You are also welcome to contact Customer Support via <http://service.elsevier.com>.

#### Language (usage and editing services)

Please write your text in good English (American or British usage is accepted, but not a mixture of these). Authors who feel their English language manuscript may require editing to eliminate possible grammatical or spelling errors and to conform to correct scientific English may wish to use the English Language Editing service available from Elsevier's WebShop <http://webshop.elsevier.com/languageediting/> or visit our customer support site <http://service.elsevier.com> for more information.

#### Illustration services

Elsevier's WebShop (<http://webshop.elsevier.com/illustrationservices>) offers Illustration Services to authors preparing to submit a manuscript but concerned about the quality of the images accompanying their article. Elsevier's expert illustrators can produce scientific, technical and medical-style images, as well as a full range of charts, tables and graphs. Image 'polishing' is also available, where our illustrators take your image(s) and improve them to a professional standard. Please visit the website to find out more.

**Publication information:** *Journal of Controlled Release* (ISSN 0168-3659). For 2018, volumes 269–292 are scheduled for publication. Subscription prices are available upon request from the Publisher or from the Elsevier Customer Service Department nearest you or from this journal's website (<http://www.elsevier.com/locate/jconrel>). Further information is available on this journal and other Elsevier products through Elsevier's website (<http://www.elsevier.com>). Subscriptions are accepted on a prepaid basis only and are entered on a calendar year basis. Issues are sent by standard mail (surface within Europe, air delivery outside Europe). Priority rates are available upon request. Claims for missing issues should be made within six months of the date of dispatch.

**Orders, claims, and journal inquiries:** please contact the Elsevier Customer Service Department nearest you:

**St. Louis:** Elsevier Customer Service Department, 3251 Riverport Lane, Maryland Heights, MO 63043, USA; phone: (877) 8397126 [toll free within the USA]; (+1) (314) 4478878 [outside the USA]; fax: (+1) (314) 4478077; e-mail: [JournalCustomerService-usa@elsevier.com](mailto:JournalCustomerService-usa@elsevier.com)

**Oxford:** Elsevier Customer Service Department, The Boulevard, Langford Lane, Kidlington, Oxford OX5 1GB, UK; phone: (+44) (1865) 843434; fax: (+44) (1865) 843970; e-mail: [JournalsCustomerServiceEMEA@elsevier.com](mailto:JournalsCustomerServiceEMEA@elsevier.com)

**Tokyo:** Elsevier Customer Service Department, 4F Higashi-Azabu, 1-Chome Bldg, 1-9-15 Higashi-Azabu, Minato-ku, Tokyo 106-0044, Japan; phone: (+81) (3) 5561 5037; fax: (+81) (3) 5561 5047; e-mail: [JournalsCustomerServiceJapan@elsevier.com](mailto:JournalsCustomerServiceJapan@elsevier.com)

**The Philippines:** Elsevier Customer Service Department, 2nd Floor, Building H, UP-Ayalaland Technohub, Commonwealth Avenue, Diliman, Quezon City, Philippines 1101; phone: (+65) 63490222; fax: (+63) 2 352 1394; e-mail: [JournalsCustomerServiceAPAC@elsevier.com](mailto:JournalsCustomerServiceAPAC@elsevier.com)

**Sponsored Supplements and/or Commercial Reprints:** For more information please contact Elsevier Life Sciences Commercial Sales, Radarweg 29, 1043 NX Amsterdam, The Netherlands; phone: (+31) (20) 485 2939 / 2059; e-mail: [LSCS@elsevier.com](mailto:LSCS@elsevier.com)

**Advertising information:** If you are interested in advertising or other commercial opportunities please e-mail [Commercialsales@elsevier.com](mailto:Commercialsales@elsevier.com) and your enquiry will be passed to the correct person who will respond to you within 48 hours.

**USA mailing notice:** *Journal of Controlled Release* (ISSN 0168-3659) is published semimonthly by Elsevier B.V., Radarweg 29, 1043 NX Amsterdam, The Netherlands. Periodicals postage paid at Jamaica, NY 11431 and additional mailing offices.

**USA POSTMASTER:** Send change of address to *Journal of Controlled Release*, Elsevier Customer Service Department, 3251 Riverport Lane, Maryland Heights, MO 63043, USA.

**AIRFREIGHT AND MAILING** in USA by Air Business Ltd., c/o Worldnet Shipping Inc., 156-15, 146th Avenue, 2nd Floor, Jamaica, NY 11434, USA.

#### Notice

No responsibility is assumed by the Publisher or the Controlled Release Society for any injury and/or damage to persons or property as a matter of products liability, negligence or otherwise, or from any use or operation of any methods, products, instructions or ideas contained in the material herein. Because of rapid advances in the medical sciences, in particular, independent verification of diagnoses and drug dosages should be made.

Although all advertising material is expected to conform to ethical (medical) standards, inclusion in this publication does not constitute a guarantee or endorsement of the quality or value of such product or of the claims made of it by its manufacturer.

© The paper used in this publication meets the requirements of ANSI/NISO Z39.48-1992 (Permanence of Paper)

For a full and complete Guide for Authors, please go to <http://www.elsevier.com/locate/jconrel>

(contents continued from outside back cover)

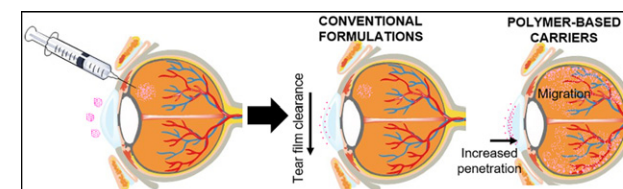
## 106–141

### Polymer-based carriers for ophthalmic drug delivery

Julietta C. Imperiale<sup>a</sup>, Gabriela B. Acosta<sup>a</sup>, Alejandro Sosnik<sup>b</sup>

<sup>a</sup>CONICET - Universidad de Buenos Aires, Instituto de Investigaciones Farmacológicas (ININFA), Buenos Aires, Argentina

<sup>b</sup>Laboratory of Pharmaceutical Nanomaterials Science, Department of Materials Science and Engineering, Technion-Israel Institute of Technology, Technion City, Haifa, Israel



## RESEARCH PAPERS

### 1–11

### Prolonged engraftment of transplanted hepatocytes in the liver by transient pro survival factor supplementation using ex vivo mRNA transfection

Akitsugu Matsui<sup>a,b</sup>, Satoshi Uchida<sup>b,c</sup>, Akimasa Hayashi<sup>d</sup>, Kazunori Kataoka<sup>b,e</sup>, Keiji Itaka<sup>b,f</sup>

<sup>a</sup>Division of Clinical Biotechnology, Center for Disease Biology and Integrative Medicine, Graduate School of Medicine, The University of Tokyo, Bunkyo, Tokyo 113-0033, Japan

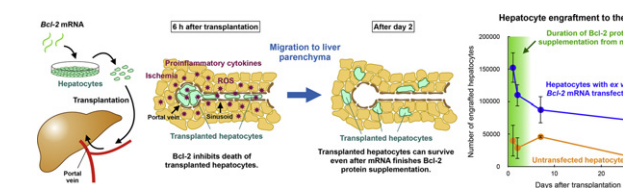
<sup>b</sup>Innovation Center of NanoMedicine, Kawasaki Institute of Industrial Promotion, Kawasaki, Kanagawa 210-0821, Japan

<sup>c</sup>Department of Bioengineering, Graduate School of Engineering, The University of Tokyo, Bunkyo, Tokyo 113-8656, Japan

<sup>d</sup>Department of Pathology, Graduate School of Medicine, The University of Tokyo, Bunkyo, Tokyo 113-0033, Japan

<sup>e</sup>Policy Alternatives Research Institute, The University of Tokyo, Bunkyo, Tokyo 113-0033, Japan

<sup>f</sup>Institute of Biomaterials and Bioengineering, Tokyo Medical and Dental University (TMDU), Chiyoda, Tokyo 101-0062, Japan



## 12–22

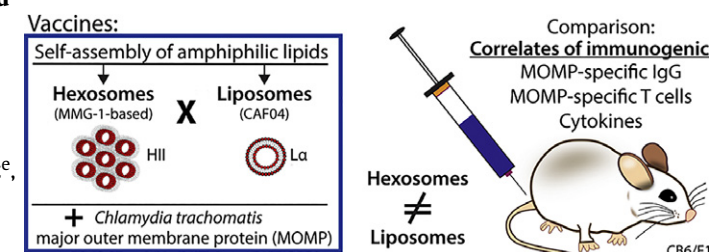
### Immune responses induced by nano-self-assembled lipid adjuvants based on a monomycoloyl glycerol analogue after vaccination with the *Chlamydia trachomatis* major outer membrane protein

Letícia Rodrigues<sup>a</sup>, Konstantinos N. Raftopoulos<sup>b</sup>, Signe Tandrup Schmidt<sup>c,d</sup>, Fabian Schneider<sup>e</sup>, Hendrik Dietz<sup>c</sup>, Thomas Rades<sup>c</sup>, Henrik Franzyk<sup>f</sup>, Anders Elm Pedersen<sup>g</sup>, Christine M. Papadakis<sup>b</sup>, Dennis Christensen<sup>d</sup>, Gerhard Winter<sup>a</sup>, Camilla Foged<sup>c</sup>, Madlen Hubert<sup>a</sup>

<sup>a</sup>Department of Pharmacy, Pharmaceutical Technology and Biopharmacy, Ludwig-Maximilians-Universität München, Butenandtstraße 5-13, DE-81377 Munich, Germany

<sup>b</sup>Physics Department, Soft Matter Physics Group, Technische Universität München, James-Frank-Straße 1, DE-85748 Garching, Germany

<sup>c</sup>Department of Pharmacy, Faculty of Health and Medical Sciences, University of Copenhagen, Universitetsparken 2, DK-2100 Copenhagen Ø, Denmark



(Contents continued on last page of this issue)